

To Be

B&T



To Be

Lounge

Indoor



To Be

The To Be combines northern design influences with a modern take on mid-century style. Its wide seat, inclined back, and extended armrests ensure comfort, while the wooden frame creates a floating effect, showcasing refined craftsmanship.

To Be

Lounge

Indoor

Designer

B&T Design Studio

To Be

Lounge



Indoor

Finish Options

A rich range of material choices is provided for To Be to create the best match within interior style.

Ashwood Finishes



White
RAL 110-1
(Ash)



Silk Grey
RAL 7044
(Ash)



Taupe
G 876
(Ash)




Grey
G 458
(Ash)



Anthracite
RAL 7016
(Ash)



Black
RAL 9005
(Ash)



Cement Grey
RAL 7033
(Ash)



Green Grey
RAL 7009
(Ash)



Precious
Sand
(Ash)



Light Mocha
(Ash)



Dark Mocha
(Ash)



Natural
(Ash)



Metalic
Earth
(Ash)




Beige Red
RAL 3012
(Ash)



Terracotta
RAL 8004
(Ash)



Tomato Red
RAL 3013
(Ash)



Black Red
RAL 3007
(Ash)



Pastel Violet
RAL 4009
(Ash)



Nordic
Lichen
(Ash)



Steel Blue
RAL 5001
(Ash)

Upholstery

Fabric, Leather, Artifical Leather.
COM and COL options are also available.

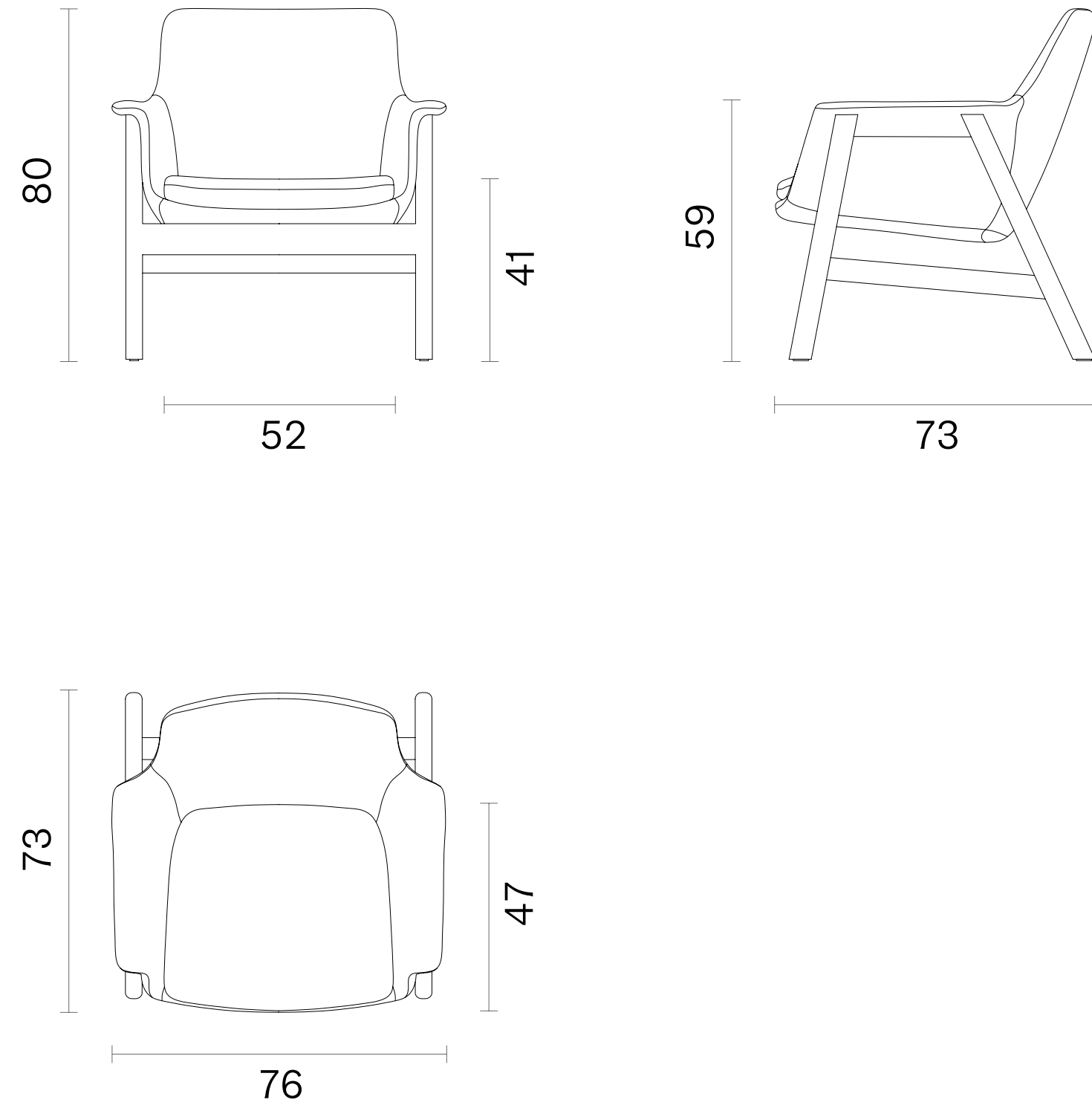
textile fabric (mt)	2.2
real leather (m ²)	3.23

More options are downloable in the catalogues

MATERIAL CATALOGUE

FABRIC & LEATHER CATALOGUE

Dimensions (cm)



To Be

Lounge

Indoor

Downloads

2D & 3D FILES



PRODUCT IMAGES



CERTIFICATES



You can run this product with following system:



CARE AND MAINTENANCE



Care and maintenance instructions & warranty certificate **click and download**

To Be

Technical Specifications

Lounge

Package Dimensions (cm) 80x75x80 quantity in box: 1

Volume (m³) 0.48

Weight (kg) 15.7

Lounge

Indoor



www.bt.design

Showroom

Istanbul
istanbul@bt.design

Ankara
ankara@bt.design

London
london@bt.design

Factory

Istanbul
fabrika@bt.design

Bulgaria
europe@bt.design

Export

export@bt.design