

Morph



Morph

Sofa

Indoor



Morph

With its sculptural silhouette, Morph offers more than just a place to sit. Its simple yet striking form pairs effortlessly with low and side tables of any style, making it a defining element in any space.

Morph

Sofa

Indoor

Rather than competing with other pieces, Morph commands attention and brings character to the room. It is an ideal choice for contemporary offices, homes, waiting areas, lounges, and lobbies.



Morph

Sofa

Indoor

Designer

Tanju Özelgin - 2008

Morph

Sofa

Indoor





Morph

Sofa

Indoor

Product Details



Available in fabric, artificial leather, or genuine leather upholstery, Morph is built for durability.



Its solid steel frame is covered with injection-molded polyurethane foam, making it highly suitable for high-traffic environments. The collection includes single, double, triple, and quadruple seating options.


Morph

Sofa

Indoor



Morph



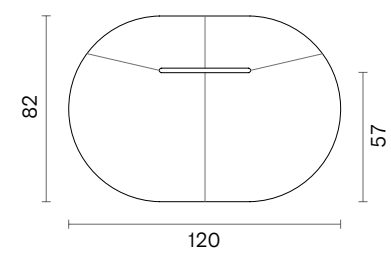
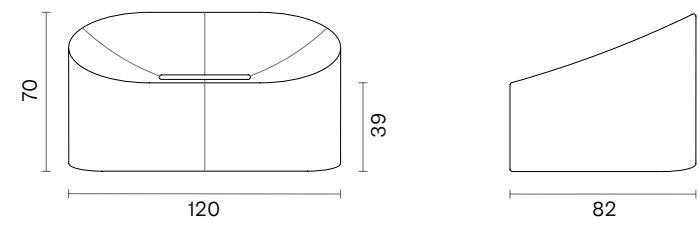
Sofa



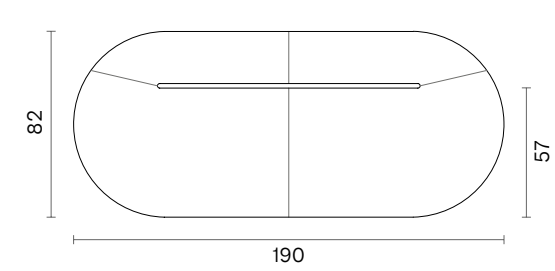
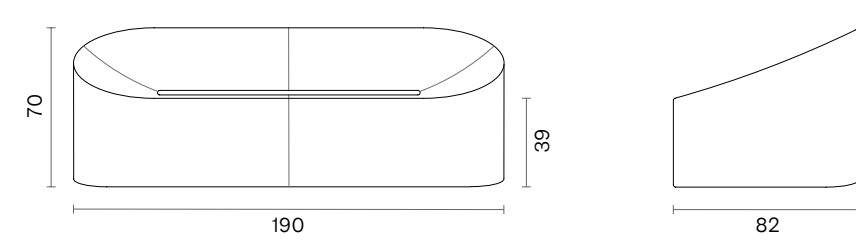
Indoor

Dimensions (cm)

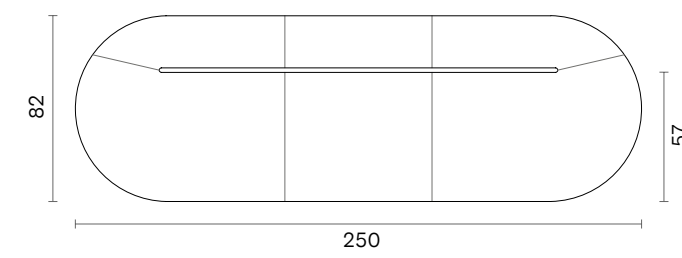
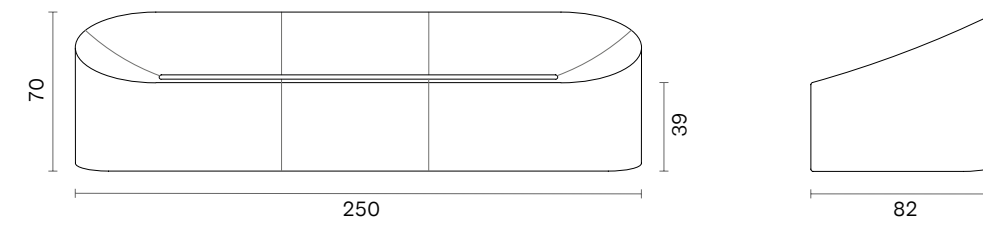
Single



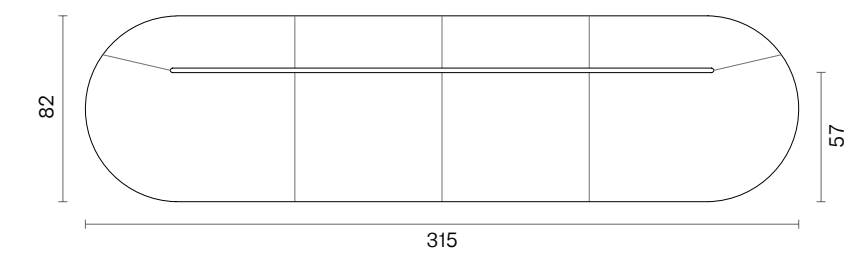
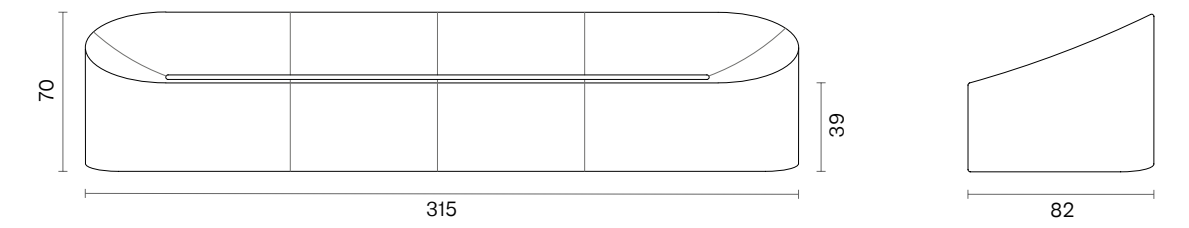
Double



Triple



Four Seater



Downloads

2D & 3D FILES 

PRODUCT IMAGES 

CERTIFICATES 

You can run this product with following system:



Morph



Sofa

Indoor



Morph


Sofa

Indoor

Technical Specifications		Sofa		
	Package Dimensions (cm)	Volume (m ³)	Weight (kg)	Structure
Single	130x90x75 quantity in box: 1	0.89	35	Polyurethane Foam
Double	190x90x75 quantity in box: 1	1.30	45	
Triple	260x90x75 quantity in box: 1	1.75	55	
Four Seater	320x90x75 quantity in box: 1	2.20	66	

CARE AND MAINTENANCE 

Care and maintenance instructions & warranty certificate **click and download**



www.bt.design

Showroom

Istanbul
istanbul@bt.design

Ankara
ankara@bt.design

London
london@bt.design

Factory

Istanbul
fabrika@bt.design

Bulgaria
europa@bt.design

Export

export@bt.design